

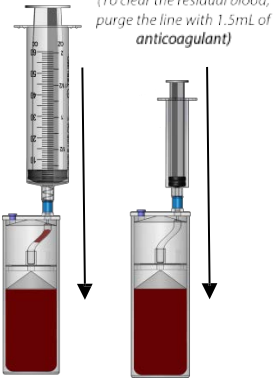




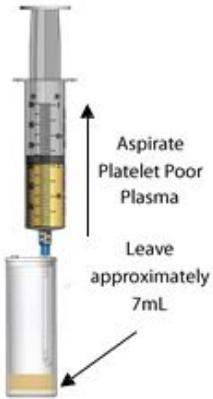

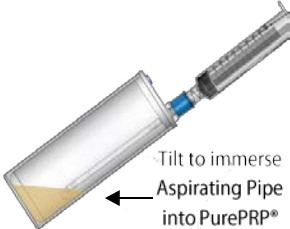
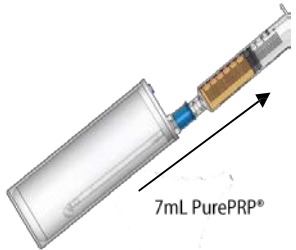


GS60-PURE-II PROTOCOL A ** PLEASE DISCARD RED VENTED CAP FROM CONCENTRATING DEVICE BEFORE USE**

Note: Always swab self-sealing port with sterile alcohol prior to accessing with a sterile syringe.

<p>Step 1:</p>  <p>Using the filtered needle, draw up 6 ml of Sodium Citrate Anticoagulant into the 60ml syringe</p>	<p>Step 2:</p>  <p>Draw 54mL whole blood from the patient, filling the syringe to 60mL</p>	<p>Step 3:</p> <p>Optional Step (To clear the residual blood, purge the line with 1.5mL of anticoagulant)</p>  <p>Load anticoagulated whole blood into the Concentrating Device (To clear the residual blood, purge the line with 1.5mL of anticoagulant)</p>	<p>Step 4:</p> <p>Counterbalance at opposite ends and process the Concentrating Device</p> <p>Executive Series Centrifuge Setting: 1.5 minutes 3800 RPM</p>  <p>Platinum Series Centrifuge Pre-Programmed Setting: PurePRP® SP Spin 1</p>
<p>Step 5:</p>  <p>Using the 60mL syringe, aspirate the platelet plasma suspension (PPS) until RBC fills the aspirating pipe. (Its normal to aspirate small amounts of RBC into the syringe during this process)</p>	<p>Step 6:</p>  <p>Then transfer the platelet plasma suspension (PPS) into the Concentrating Accessory</p>	<p>Step 7:</p> <p>Counterbalance at opposite ends and process the Concentrating Device</p> <p>Executive Series Centrifuge 5 minutes 3800 RPM</p>  <p>Platinum Series Centrifuge Pre-Programmed Setting: PurePRP® SP Spin 2</p>	<p>Step 8:</p>  <p>Platelet Concentrate Buffycoat</p> <p>Platelet concentrate buffycoat separates out at the bottom of the Concentrating Accessory</p>
<p>Step 9:</p>  <p>Aspirate Platelet Poor Plasma Leave approximately 7mL</p> <p>Aspirate platelet poor plasma from the Concentrating Accessory Leave 7mL of plasma.</p>	<p>Step 10:</p>  <p>Attach the 12mL syringe and swirl to resuspend the platelet buffycoat into the plasma.</p>	<p>Step 11:</p>  <p>Tilt to immerse Aspirating Pipe into PurePRP®</p> <p>Tilt to immerse the Aspirating Pipe into the PurePRP®</p>	<p>Step 12:</p>  <p>7mL PurePRP®</p> <p>Extract the PurePRP® into the 12mL syringe.</p>