

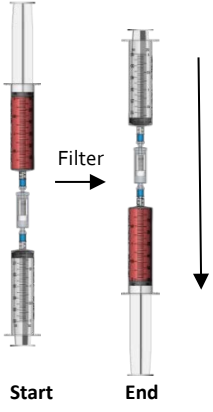


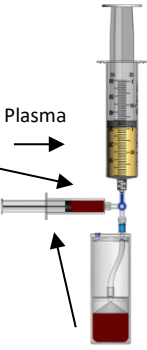


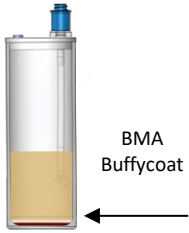

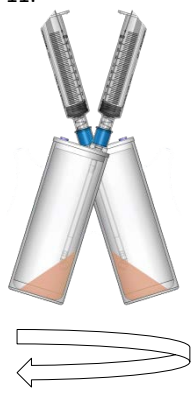
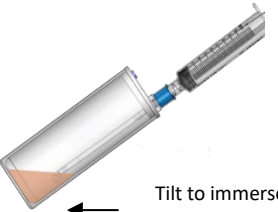
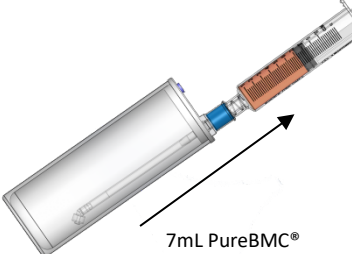


**BC60-PURE \*\* PLEASE DISCARD RED VENTED CAP FROM CONCENTRATING DEVICE BEFORE USE \*\***

**Note:** Always swab self sealing port with sterile alcohol prior to accessing with a sterile syringe.

<p>Step 1:</p>  <p>Using the the filtered needle draw up 6mL of Sodium Citrate Anticoagulant into the 60mL Syringe</p>	<p>Step 2:</p>  <p>Draw 54mL of bone marrow aspirate from the patient, filling the syringe to 60mL</p>	<p>Step 3:</p>  <p>Filter from syringe to syringe by simultaneously pushing and pulling each syringe. Filter the BMA in the direction indicated on the filter.</p>	<p>Step 4:</p>  <p>Inject anticoagulated &amp; filtered BMA into the <b>Concentrating Device</b></p>	<p>Step 5:</p> <p>Counterbalance at opposite ends and process the <b>Concentrating Device</b>.</p> <p><b>Executive Series Centrifuge Setting:</b> 2.5 minutes 3800 RPM</p> <p><b>Platinum Series Centrifuge Pre-Programmed Setting:</b> "PureBMC® SP Spin 1"</p> 
<p>Step 6:</p>  <p>Aspirate the BMA plasma into the 60mL syringe. Then open the stopcock to the 3mL syringe and aspirate 2mL of BMA red blood cells</p>	<p>Step 7:</p>  <p>Transfer the BMA RBC from the 3mL syringe first, then transfer BMA plasma from the 60mL syringe into the <b>Concentrating Accessory</b></p>	<p>Step 8:</p> <p>Counterbalance at opposite ends and process the <b>Concentrating</b>.</p> <p><b>Executive Series Centrifuge Setting:</b> 7 minutes 3800 RPM</p> <p><b>Platinum Series Centrifuge Pre-Programmed Setting:</b> "PureBMC® SP Spin 2"</p> 	<p>Step 9:</p>  <p>Bone marrow cell concentrate buffycoat separates out at the bottom of the <b>Concentrating Accessory</b></p>	
<p>Step 10:</p>  <p>Aspirate BMA Plasma Leave approximately 7mL</p> <p>Aspirate BMA plasma from the Concentrating Accessory. Leave 7mL of plasma.</p>	<p>Step 11:</p>  <p>Attach the 12mL syringe and swirl to resuspend the BMA buffycoat into the plasma.</p>	<p>Step 12:</p>  <p>Tilt to immerse Aspirating Pipe into PureBMC®</p> <p>Tilt to immerse the Aspirating Pipe into the PureBMC®</p>	<p>Step 13:</p>  <p>Extract the PureBMC® into the 12mL syringe.</p>	