


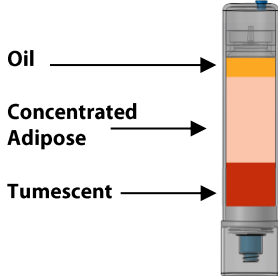


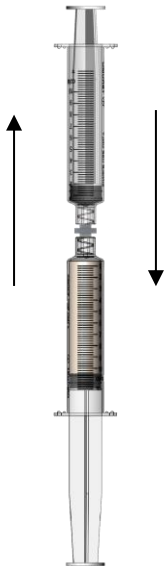



**ES35-ASC \*\* PLEASE DISCARD RED VENTED CAP FROM CONCENTRATING DEVICE BEFORE USE \*\***

Note: Always swab self sealing port with sterile alcohol prior to accessing with a sterile syringe

<p>Step 1:</p>  <p>Hold the device vertically with the port facing downwards, then inject 35mL of adipose into the device</p>	<p>Step 2:</p>  <p>Counterbalance the device with equal volume</p>	<p>Step 3:</p>  <p>Process at <b>3.5 minutes</b> <b>1500 RPM</b></p>	<p>Step 4:</p>  <p>Oil Concentrated Adipose Tumescent</p> <p>After centrifugation, the adipose will be separated into tumescent fluid, concentrated adipose and residual oil</p>
<p>Step 5:</p>  <p>Using the 30mL syringe aspirate the tumescent fluid</p>	<p>Step 6:</p>  <p>Using the 12mL syringe aspirate the desired amount of concentrated adipose, leaving the oil behind</p>	<p>Step 7:</p>  <p>Using the emulsifying syringe, emulsify the concentrated adipose 10 to 15 times</p>	<p>Step 8:</p>  <p>Emulsified concentrated adipose is ready for use</p>