

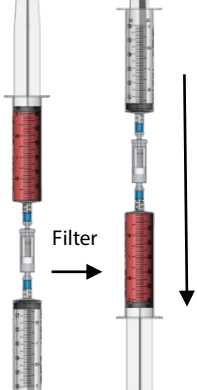

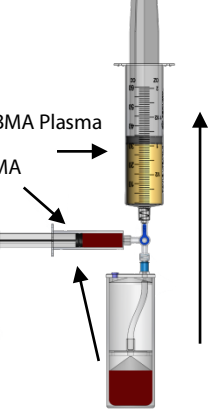
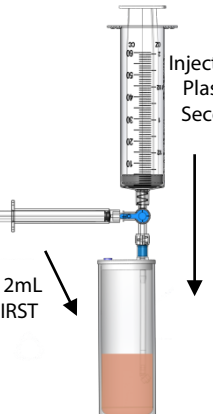


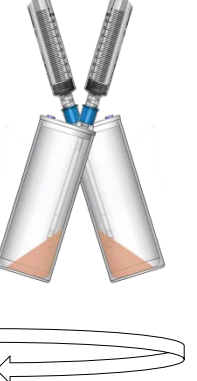
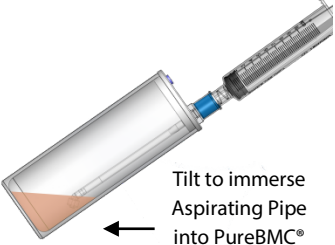
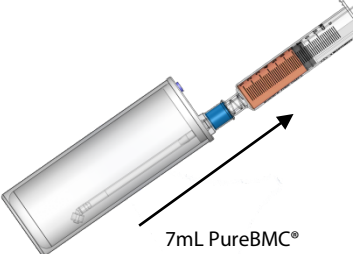


**BC60-PURE \*\* PLEASE DISCARD RED VENTED CAP FROM CONCENTRATING DEVICE BEFORE USE \*\***

Note: Always swab self sealing port with sterile alcohol prior to accessing with a sterile syringe

<p>Step 1:</p>  <p>Draw 10mL of Sodium Citrate Anticoagulant or Heparin 1000units/mL into the 60mL Syringe</p>	<p>Step 2:</p>  <p>Draw 50mL of bone marrow aspirate from the patient, filling the syringe to 60mL</p>	<p>Step 3:</p>  <p>Filter from syringe to syringe by simultaneously pushing and pulling each syringe. Filter the BMA in the direction indicated on the filter.</p>	<p>Step 4:</p>  <p>Inject anticoagulated &amp; filtered BMA into the <b>Concentrating Device</b></p>	<p>Step 5:</p> <p>Counterbalance and process the <b>Concentrating Device</b> at</p> <p><b>Executive Series Centrifuge</b> 2.5 minutes 3800 RPM</p> <p><b>Euro Series Centrifuge</b> 2 minutes 3500 RPM</p>
<p>Step 5:</p>  <p>Aspirate the BMA plasma into the 60mL syringe. Then open the stopcock to the 3mL syringe and aspirate 2mL of BMA red blood cells</p>	<p>Step 6:</p>  <p>Inject 2mL RBC FIRST</p> <p>Inject BMA Plasma Second</p> <p>Transfer the BMA RBC first then the BMA plasma into the <b>Concentrating Accessory</b></p>	<p>Step 7:</p> <p>Counterbalance and process the <b>Concentrating Accessory</b> at</p> <p><b>Executive Series Centrifuge</b> 7 minutes 3800 RPM</p> <p><b>Euro Series Centrifuge</b> 7 minutes 3500 RPM</p>	<p>Step 8:</p>  <p>BMA Buffycoat</p> <p>Bone marrow cell concentrate buffycoat separates out at the bottom of the <b>Concentrating Accessory</b></p>	
<p>Step 9:</p>  <p>Aspirate BMA Plasma</p> <p>Leave approximately 7mL</p> <p>Aspirate BMA plasma from the Concentrating Accessory. Leave 7mL of plasma.</p>	<p>Step 10:</p>  <p>Attach the 12mL syringe and swirl to resuspend the BMA buffycoat into the plasma.</p>	<p>Step 11:</p>  <p>Tilt to immerse Aspirating Pipe into PureBMC®</p> <p>Tilt to immerse the Aspirating Pipe into the PureBMC®</p>	<p>Step 12:</p>  <p>7mL PureBMC®</p> <p>Extract the PureBMC® into the 12mL syringe.</p>	

